
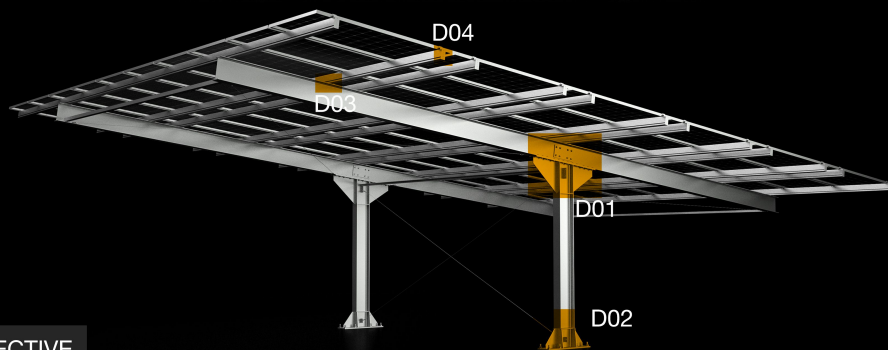


FRONT VIEW



LEFT VIEW




PERSPECTIVE

DETAILS



D01



D02



D03



D04

The **CARPORT FIRENZE LONG** is a cantilever car port with a modern design and is a solution that allows you to make the most of the sun's energy thanks to its large continuous surface. It allows you to park not only cars but also larger vehicles such as campers, buses and small trucks thanks to the taller and more slender structure.

- Galvanized steel structure and T6060 aluminum profile
- Possibility of color customization
- Possibility to position the panels in landscape and portrait
- Possibility of installing double-sided and frameless panels

- Various layout possibilities for the space available
- Technical support and calculation memories
- Foundation configuration for each installation site
- Quick and easy to install



**Rugged Construction**

Engineered steel and aluminum components ensure durability.



**Flexible Architecture**

Multiple foundation and array configuration options.



**Design Assistant**

Technical support team is dedicated to answering questions & addressing issues in real time.



**25-Year Warranty**

Products guaranteed to be free of impairing defects.